

Knowledge, Attitude and Practice among Dental Practitioners Pertaining to Preventive Measures in Paediatric Patients

RAJU UMAJI PATIL¹, AMITKUMAR SAHU², HALASWAMY V KAMBALIMATH³, BHARATH KASHETTY PANCHAKSHARI⁴, MANISH JAIN⁵

ABSTRACT

Introduction: Prevention at primary level is of great value in Paediatric Dentistry. Since use of preventive measures can prevent future complications, dental professionals share an important responsibility toward early screening, prompt referral and treatment and this knowledge must transfer into the practice of dentistry.

Aim: To evaluate Knowledge, Attitude and Practice (KAP) among dental practitioners in Bhopal city (central part of India) pertaining to sealants, topical fluorides usage and orthodontic consideration in paediatric patients.

Materials and Methods: A descriptive cross-sectional survey was conducted using a 20-item self-administered, closed ended, structured questionnaire. A total of 200 available private

dental practitioners of Bhopal city made up the sampling frame of study.

Results: Out of 200 practicing dentists, 147 participated with response rate of 73.5% in which 69.4% were males and 30.6% were females. A total of 83% dentists were less than 35 years of age, while 17% were equal to or more than 35 years of age. Qualification distribution revealed 67.3% dental graduate and 32.6% dental specialist. A highly significant difference in knowledge in relation to age was observed. The mean±SD were found for Knowledge as 8.46±1.82, Attitude as 2.65±0.780, and Practice as 1.66±1.57. Statistically significant correlations were found between attitude and practice ($r=0.58$, $p<0.001$).

Conclusion: Dentists in Bhopal city have vast knowledge towards preventive dentistry. The attitude is highly commendable but underutilized in practice, which needs to be improved.

Keywords: Children, Oral health, Prevention, Sealants, Topical fluoride

INTRODUCTION

With the dramatic increase in the amount of scientific information available about oral health, an evidence-based approach to oral health care and the practice of dentistry is the need of hour. Knowledge of the patient's health history and susceptibility to oral disease puts the dentist in the best place to make treatment decisions in the finest interest of the patient. Consequently, clinical reference must be balanced with the clinicians' professional proficiency and the patient's preference [1]. Every dentist must deliver highest quality of treatment to individual patients and apply advances in science and technology to continually improve the oral health.

Dental caries is a progressive, cumulative oral disease which becomes more intricate to treat with advancement [2]. It is a major oral health problem across various countries. In India, prevalence of dental caries is 31.5-89% which indicates it to be a major public health problem posing a great challenge to community and dental professionals [3]. But intervention at primary level can reduce this problem. Primary prevention is by means of community fluoridated water supplies, professional fluoride treatments and pit and fissure sealants etc., [2]. Fluoride has already established its role in preventive dentistry and use of fluoride in the form of toothpastes, mouth rinses, gels, and varnishes have been extensively documented and discussed [4]. The most efficient method to reduce occlusal caries that has been in practice since a long time, is pit and fissure sealants. Over the last four years, more than 11 guidelines and systematic reviews have been conducted that have recommended this treatment modality to be used for population [5-16].

Scientific evidence also favours use of caries preventive agents in children but for this to be effective, the knowledge must be transferred to practice, so that community is benefitted. But

there is lack of multi-region data for comparison of knowledge, attitude and practice patterns of dental practitioners. In order to execute a successful preventive practice, there is need of a better understanding of practice pattern that will help in targeting the continuing education by professional dental associations as well as encouraging evidence-based utilization of different preventive therapies [17].

Therefore, this study examined Knowledge combined with Attitude and Practice (KAP), as a first step toward initiating comprehensive caries prevention program in Bhopal city (Madhya Pradesh State-central part of India). More particularly, this study assessed dentists in the Bhopal city regarding the use of pit and fissure sealants and topical fluoride. The results obtained from the study may highlight the need to apply diverse methods used in preventive dentistry.

MATERIALS AND METHODS

A descriptive cross-sectional study was conducted at Department of Paedodontics, Rishiraj College of Dental Sciences, Bhopal, Madhya Pradesh, India, using a 20-item self-administered, closed ended questionnaire. Around 200 available private general dental practitioners of Bhopal (within city limits) made up the (convenient) sampling frame of the study. Regarding the sample identification, the survey was done in 2015 and the sample size was identified and selected based on the approximate total number of dentists practicing in Bhopal city limits. The method of recruitment and sample selection was based on the database of Indian Dental Association (IDA) Bhopal branch booklet (2014 issue) containing the name, address and phone number of registered dental practitioner. All these dentists were identified and contacted. But out of 200 dentists, only 147 were surveyed, because others did not want to

participate in study due to their busy schedule and other personal reasons. Informed consent was taken prior to participation in the study. Institutional ethical committee clearance was taken prior to the study. The data was collected from the questionnaire provided to the practitioners [Table/Fig-1]. The questionnaire consisted of three parts viz., 11 questions on knowledge, four questions on attitude and five questions on practice. Participants were asked several yes/no questions regarding their knowledge, attitude and practice pertaining to sealants, topical fluoride and other preventive measures. In addition, demographic data, such as the practitioner's age, gender, and qualification were also ascertained from the questionnaire.

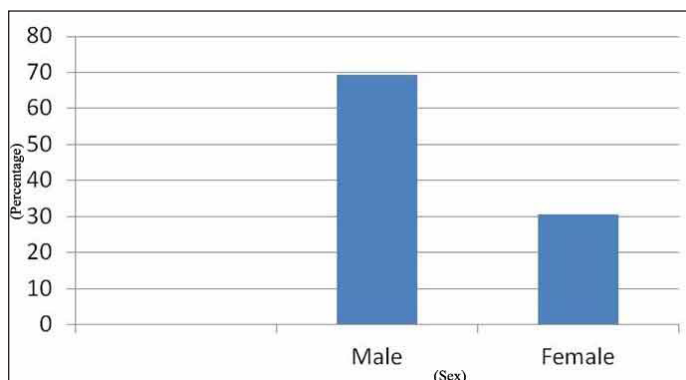
Questionnaire responses were tabulated using Microsoft excel and SPSS version 19.0. Statistical analysis was done for each of the 20 survey items and for each of the three assessment domains (Knowledge, Attitude and Practice), a frequency distribution as well as the mean was determined. These were evaluated individually using the chi-square test, t-test and Pearson's correlation test.

RESULTS

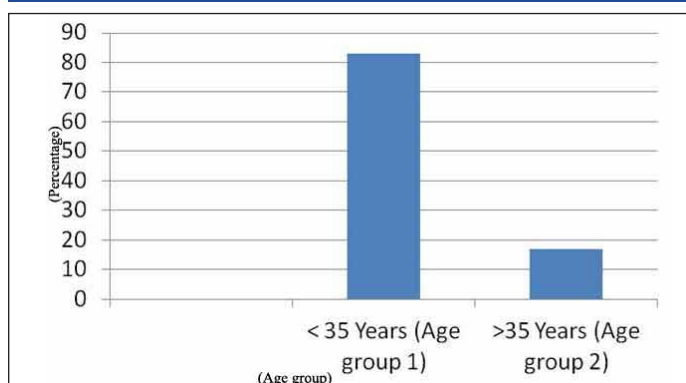
Out of 200 practicing dentists, 147 (73.5 %) participated in the study which is considered as a good response rate [18]. These were divided between male and female as 102 (69.4%) and 45(30.6%), respectively [Table/Fig-2]. According to age, 122 (83%) were below 35 years of age (Age group 1) while 25 (17%) were above 35 years of age (Age group 2) [Table/Fig-3]. Qualification distribution reveals 67.3 % as dental graduate (BDS) and 32.6% as dental specialist (MDS) [Table/Fig-4]. The distribution of scores for the questions in the three sections - knowledge, attitude and practice – is presented

Questions	Percentage	
	Yes	No
Knowledge		
Do you know about use of pit and fissure sealants in children?	85	15
Do you know various contraindications for use of pit and fissure sealants?	84.4	15.6
Do you know about various commercially available pit and fissure sealant products?	47.6	52.4
Can sealant be placed on teeth immediately following a topical fluoride treatment?	63.3	36.7
Do you know about various age groups of topical fluoride application?	97.3	2.7
Do you know about use of topical fluorides?	82.3	17.7
Do you know about management of fluoride toxicity?	78.9	21.1
Do you know about various commercially available topical fluorides products?	32.7	67.3
Do you know about usage of space maintainer?	90.5	9.5
Do you know about various contraindications for use of space maintainer?	89.8	10.2
Do you know about various abnormal oral habits in children?	94.6	5.4
Attitude		
Do you evaluate clinical success rate in Follow-up visits after pit and fissure sealants?	24.5	75.5
Do you educate your patients and their Parents about importance of fluoride?	98.6	1.4
Do you examine for different oral habits in children?	99.3	0.7
Do you refer your patients to paediatric dentist?	77.6	22.4
Practice		
Do you give habit breaking appliances to children when indicated?	27.2	72.8
Do you give space maintainer after extraction when indicated?	27.2	72.8
Do you give myofunctional appliances in your routine dental practice, when indicated?	28.6	71.4
Do you use topical fluoride in your routine dental practice?	40.8	59.2
Do you use pit and fissure sealants in your routine dental practice?	42.9	57.1

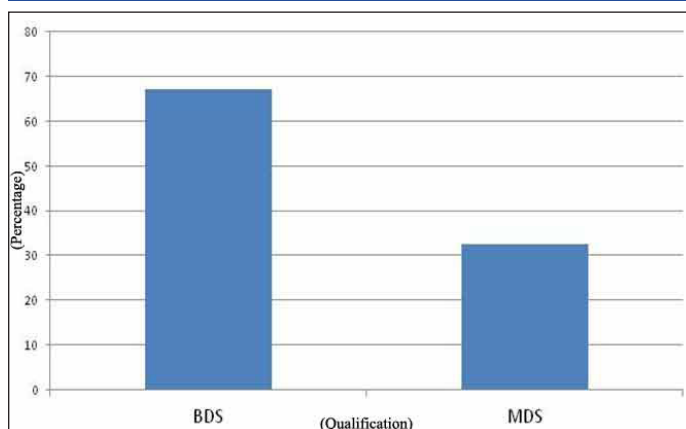
[Table/Fig-1]: Distribution of scores for the questions
Test used: Frequency distribution



[Table/Fig-2]: Gender distribution.
Frequency distribution



[Table/Fig-3]: Age distribution.
Frequency distribution



[Table/Fig-4]: Qualification distribution.
Frequency distribution

in [Table/Fig-1]. Distribution of Knowledge Score in relation to age, gender and qualification is presented in [Table/Fig-5]. Distribution of Attitude score in relation to age, gender and qualification is presented in [Table/Fig-6]. Distribution of Practice score in relation to age, gender and qualification is presented in [Table/Fig-7].

The mean±SD were found for Knowledge as 8.46±1.82, Attitude as 2.65±0.780, and Practice as 1.66±1.57. When there was comparison of Knowledge in relation to age distribution, mean was found to be 8.71±1.55 for age less than 35 years and 7.24±2.5 for age more than 35 years and results were found to be highly significant (p=0.001). Comparison of knowledge in relation to gender, mean was found to be 8.54±1.84 for male and 8.29±1.79 for females, showing higher knowledge among males but difference found to be non-significant (p=0.44) [Table/Fig-8].

Comparing Attitude in relation to age, mean was found to be 2.65±0.760 for age less than 35 years and 2.72±0.891 for age more than 35 years showing more favourable attitude for latter age group but difference found to non-significant (p=0.674). Comparison of attitude in relation to gender, mean was found to be 2.68±0.786 for males and 2.62±0.777 for females, showing higher knowledge among males but difference found to be non-significant (p=0.699) [Table/Fig-8].

Questions		Age			Gender			Qualification		
		<35Yrs Group.1	> 35Yrs Group 2	p-value	M	F	p-value	BDS	MDS	p-value
1.	Yes	90.2	60	0.001* (HS)	84.3	86.7	0.712	85.1	84.8	0.973
	No	9.8	40		15.7	13.3		14.9	15.2	
2.	Yes	89.3	60	0.001* (HS)	84.3	84.4	0.984	84.2	84.8	0.929
	No	10.7	40		15.7	15.6		15.8	15.2	
3.	Yes	46.7	52.0	0.630	52.0	37.8	0.113	43.9	60.6	0.090
	No	53.3	48.0		48.0	62.2		56.1	39.4	
4.	Yes	64.8	56.0	0.408	58.8	26.7	0.093	65.8	54.5	0.20
	No	35.2	44.0		41.2	73.3		34.2	45.5	
5.	Yes	98.4	8.0	0.070	98.0	95.6	0.394	96.5	100	0.275
	No	1.6	92		2.0	4.4		3.5	0.0	
6.	Yes	82.8	80	0.73	82.4	82.2	0.985	86	69.7	0.03 (SIG.)
	No	17.2	20		17.6	17.8		14	30.3	
7.	Yes	83	60	0.001* (HS)	78.4	80	0.830	82.5	66.7	0.05 (SIG)
	No	17.0	40.0		11.6	20.0		17.5	33.3	
8.	Yes	31.3	40	0.39	38.2	80.0	0.30	26.3	54.5	0.002* (HS)
	No	69.7	60.0		61.8	20.0		73.7	46.5	
9.	Yes	90.2	92.0	0.776	94.1	82.2	0.02 (SIG.)	91.2	87.9	0.564
	No	9.8	8		5.9	17.8		8.8	12.1	
10.	Yes	95.9	60	0.001* (HS)	89.2	91.1	0.70	89.5	90.9	0.80
	No	4.1	40		10.8	8.9		10.5	9.1	
11.	Yes	99.2	72	0.001* (HS)	94.1	95.6	0.70	93.9	97.0	0.48
	No	0.8	28		5.9	4.4		6.1	3	

[Table/Fig-5]: Knowledge in relation to age, gender and qualification.

* Denotes highly significant (HS) results

Test used: Chi square test

Questions	Age			Gender			Qualification			
	< 35 Y	>35 Y	p-value	M	F	p-value	BDS	MDS	p-value	
12	Yes	23	32	0.338	25.5	22.2	0.671	22.8	30.3	0.378
	No	77	68		74.5	77.8		77.2	69.7	
13	Yes	98.4	100	0.519	98.0	100	0.330	98.2	100	0.433
	No	1.6	0		2.0	0.0		1.8	0	
14	Yes	99.2	100	0.650	100	97.8	0.131	100	97	0.062
	No	0.80	0		0	2.2		0	3	
15	Yes	44.3	44	0.695	44.1	42.2	0.831	42.1	48.5	0.515
	No	55.7	56		55.9	57.8		57.9	51.5	

[Table/Fig-6]: Attitude in relation to age, gender and qualification.

Chi square test

Comparing Practice in relation to age, mean found to be 1.61 ± 1.57 for age less than 35 years and 1.96 ± 1.56 for age more than 35 years showing more favourable attitude for latter age group but difference found to non-significant ($p=0.307$). Comparing Practice in relation to gender, mean was found to be 1.90 ± 1.59 for males and 1.13 ± 1.39 for females, showing higher Knowledge among males and difference was found to be nearly significant ($p=0.006$) [Table/Fig-8].

The correlations between Knowledge, Attitude and Practice are presented in [Table/Fig-9]. Statistically significant correlations were found between attitude and practice ($r=0.58$, $p=0.00$) [Table/Fig-9].

DISCUSSION

In surveys of professional groups, response rate of 60–80% is generally obtained [18]. Response rate in this study was found to be 73.5 % which is well within this range; others did not show interest in study due to their busy practice. In a report by ADA [15], clinical recommendations for sealants, topical fluorides [4,19] and other preventive measures should be in collaboration with the general practitioner's professional judgment and the patient's

Questions	Age			Gender			Qualification			
	< 35 Y	>35 Y	p-value	M	F	p-value	BDS	MDS	p-value	
16	Yes	27	28	0.922	30.4	20	0.912	24.6	36.4	0.180
	No	73	72		69.6	80		75.4	63.6	
17	Yes	27.9	24	0.692	28.4	24.4	0.617	28.1	24.2	0.663
	No	72.1	76		71.6	75.6		71.9	75.8	
18	Yes	26.8	40	0.165	31.4	22.2	0.238	26.3	36.4	0.263
	No	73.2	60		68.6	77.8		73.7	63.6	
19	Yes	37.7	56	0.09	48	24.4	0.007	40.4	42.4	0.831
	No	62.3	44		52	75.6		59.6	57.6	
20	Yes	41.8	48	0.568	52	32.8	0.001*	41.2	48.5	0.458
	No	58.2	52		48	77.2		58.8	51.5	

[Table/Fig-7]: Practice in relation with age, gender and qualification.

* Denotes highly significant results

Chi square test

needs and preferences. As a preventive measure, sealants and fluorides are one of the best ways to prevent the initiation and progression of dental caries. Current research indicates good knowledge, favourable attitude towards them but underutilization in clinical practice. When comparing knowledge in relation to age distribution, dentist under 35 years of age showed more vast knowledge towards different preventive measures. This might be due to different continuing dental education program and increased awareness among young population. But more than half of the dental practitioners lack information regarding various commercial sealants and topical fluorides available in the market [Table/Fig-1]. Attitude and practice in found to be more favourable in age group 2 [Table/Fig-8]. When comparing Knowledge, Attitude and Practice in relation to gender, mean found to be higher for male than females showing higher value among male but difference found to be non-significant ($p=0.44$, 0.699 , 0.006) [Table/Fig-8]. This may be due to smaller sample size. In relation to qualification, knowledge is comparable but attitude and practice showed higher values for

	Knowledge Mean±SD	Attitude Mean±SD	Practice Mean±SD
Age			
<35 yrs	8.71 ± 1.55	2.65 ± .760	1.61 ± 1.57
≥35 Yrs	7.24 ± 2.5	2.72 ± .891	1.96 ± 1.56
t-test val.	3.84	0.422	1.024
p-value	0.001*	0.674	0.307
Gender			
Male	8.54 ± 1.84	2.68 ± 0.786	1.90 ± 1.59
Female	8.29 ± 1.79	2.62 ± 0.777	1.13 ± 1.39
t-test val.	0.765	0.387	2.796
p-value	0.44	0.699	0.006
Qualification			
BDS	8.54 ± 1.88	2.63 ± 0.779	1.6 ± 1.544
MDS	8.52 ± 1.64	2.76 ± 0.792	1.88 ± 1.673
t-test val.	0.187	0.815	0.88
p-value	0.85	0.41	0.38

[Table/Fig-8]: Summary table for knowledge, attitude and practice.

* Denotes highly significant results
Student's t-test

	Knowledge	Attitude	Practice
Knowledge			
Pearson's correlation	1	0.005	0.090
Sig. (2-tailed)		0.948	0.279
N	147	147	147
Attitude			
Pearson's correlation	0.005	1	0.588
Sig. (2-tailed)	0.948		0.000**
N	147	147	147
Practice			
Pearson's correlation	0.090	0.588	1
Sig. (2-tailed)	0.279	0.000**	
N	147	147	147

[Table/Fig-9]: Relationship between mean knowledge, attitude and practice.

** Correlation is significant at the 0.01 level (2-tailed).

Pearson's correlation test

postgraduate practitioners as compare to undergraduates ($p=0.85$, 0.41 , 38) [Table/Fig-8]. This result shows the importance of training and specialization in the field.

As a whole, results indicate favourable knowledge and attitude but under utilization of sealants, topical fluoride and different preventive orthodontic practices, which do not appear to adequately relate practice behaviour. Similar results were found in study by Kervanto-Seppälä S [20] and a review [21] of clinical notes from 50 general dental practitioners in the United Kingdom, showing underutilization of sealants. These results were in contrary to the study carried out by Riley JL [17] who reported practice of sealants and topical fluoride as 69% and 82% respectively.

LIMITATION AND FUTURE PROSPECTIVE

When practitioners were surveyed regarding referral of their patient to paediatric dentist, results indicate less favourable referral rate (77.6 %). This survey did not; however, determine the relationship of KAP to actual sealant, topical fluoride use and different preventive orthodontic consideration in children. A questionnaire study has its limits since most of the responses are self-reported and do not give exact information [21].

Area of concern is that there are some other factors in addition to knowledge and attitude which relates clinical practice. Some factors may be a difference in training that is given in dental school which is mainly concerned about basic knowledge and management of diseased tissue. It greatly differs from KAP in clinical training.

Dental caries is a critical concern even today and continues to plague majority of the world's population with giant unmet treatment needs [22-23]. When to treat and when to refer to specialist, should be based on honest appraisal of skill levels [24]. Effective preventive strategies and fluoride revolution have catalyzed the process of evolution in caries management [25]. Statistics shows that in spite of vast knowledge and favourable attitude, preventive measures are less practiced. Thus, there is a need to implement knowledge in practice and understand the importance of healthy preventive practice. To achieve more specific and conclusive results, a large scale study with regional distribution should be carried out which will give a more clear picture and regions to be concentrated.

CONCLUSION

Regarding Knowledge, Attitude and Practice among dental practitioners in Bhopal city pertaining to sealants, topical fluorides usage and orthodontic considerations following conclusions can be drawn – viz., dentists in Bhopal city have vast knowledge towards preventive approach with sealants, topical fluorides and orthodontic consideration, and most of the dentists have a positive attitude towards this field. But they do not carry out most of the practices involved in preventive dentistry related to sealants, topical fluorides and orthodontic consideration and this needs to be improved.

REFERENCES

- [1] American Dental Association Council on Scientific Affairs. Professionally applied topical fluoride evidence-based clinical recommendations. *JADA*. 2006;137(8):1151-59.
- [2] Kitchens DH. The economics of pit and fissure sealants in preventive dentistry: A review. *J Contemp Dent Pract*. 2005;6(3):95-103.
- [3] Grewal H, Verma M, Kumar A. Prevalence of dental caries and treatment needs amongst the school children of three educational zones of urban Delhi, India. *Indian J Dent Res*. 2011;22(4):517.
- [4] Marinho VCC. Evidence-based effectiveness of topical fluorides. *Adv Dent Res*. 2008;20:3-7.
- [5] Martin LS, Castaño A, Bravo M, Tavares M, Niederman R, Ogunbodede EO. Dental sealant knowledge, opinion, values and practice of Spanish dentists. *BMC Oral Health*. 2013;13:12.
- [6] Mickenautsch S, Yengopal V. Caries-preventive effect of glass ionomer and resin-based fissure sealants on permanent teeth: An update of systematic review evidence. *BMC Res Notes*. 2011;4(1):22.
- [7] Hiiri A, Ahovuo-Saloranta A, Nordblad A, Mäkelä M. Pit and fissure sealants versus fluoride varnishes for preventing dental decay in children and adolescents. *Cochrane Database Syst Rev*. 2010;17(3):CD003067.
- [8] Yengopal V, Mickenautsch S. Resin-modified glass-ionomer cements versus resin-based materials as fissure sealants: A meta-analysis of clinical trials. *Eur Arch Paediatr Dent*. 2010;11(1):18-25.
- [9] Gooch BF, Griffin SO, Gray SK, Kohn WG, Rozier RG, Siegal M, et al. Preventing dental caries through school-based sealant programs: Updated recommendations and reviews of evidence. *JADA*. 2009;140(11):1356-65.
- [10] Yengopal V, Mickenautsch S, Bezerra AC, Leal SC. Caries-preventive effect of glass ionomer and resin-based fissure sealants on permanent teeth: A meta analysis. *J Oral Sci*. 2009;51(3):373-82.
- [11] Marinho VC. Marinhozed trials of fluoride therapies for preventing dental caries. *Eur Arch Paediatr Dent*. 2009;10(3):183-91.
- [12] Griffin SO, Gray SK, Malvitz DM, Gooch BF. Caries risk in formerly sealed teeth. *JADA*. 2009;140(4):415-23.
- [13] Ahovuo-Saloranta A, Hiiri A, Nordblad A, Mäkelä M, Worthington HV. Pit and fissure sealants for preventing dental decay in the permanent teeth of children and adolescents. *Cochrane Database Syst Rev*. 2008;8(4):CD001830.
- [14] Azarpazhooh A, Main PA. Pit and fissure sealants in the prevention of dental caries in children and adolescents: A systematic review. *J Can Dent Assoc*. 2008;74(2):171-177.
- [15] Beauchamp J, Caufield PW, Crall JJ, Donly K, Feigal R, Gooch B, et al. Evidence-based clinical recommendations for the use of pit-and-fissure sealants: A report of the American Dental Association Council on Scientific Affairs. *JADA*. 2008;139(3):257-68.
- [16] Griffin SO, Oong E, Kohn W, Vidakovic B, Gooch BF, Balder J, et al. CDC dental sealant systematic review work group: The effectiveness of sealants in managing caries lesions. *J Dent Res*. 2008;87(2):169-74.
- [17] Riley JL, Richman JS, Rindal DB, Fellows JL, Qvist, Gilbert GH, et al. Use of caries prevention agents in children: Findings from the dental practice-based research network. *Oral Health Prev Dent*. 2010;8(4):351-59.
- [18] van der Sanden WJ, Mettes DG, Plasschaert AJ, van't Hof MA, Grol RP, Verdonshot EH. Clinical practice guidelines in dentistry: Opinions of dental practitioners on their contribution to the quality of dental care. *Qual Saf Health Care*. 2003;12:107-111.
- [19] Adair SM. Evidence-based use of fluoride in contemporary pediatric dental practice. *Pediatr Dent*. 2006;28:133-42.

- [20] Kervanto-Seppälä S, Pietilä I, Meurman JH, Kerosuo E. Pit and fissure sealants in dental public health – Application criteria and general policy in Finland. *BMC Oral Health*. 2009;9:5.
- [21] Tickle M, Milsom KM, King D, Blinkhorn AS. The influences on preventive care provided to children who frequently attend the UK general dental service. *Br Dent J*. 2003;194(6):329–32.
- [22] Shashikiran ND, Subbareddy VV, Patil RU. Fluoride Update. *Karnataka State Dental Journal*. 2005;24(1):26-27.
- [23] Shashikiran ND, Subbareddy VV, Patil RU. Evaluation of fluoride release from teeth after topical application of NaF, SnF₂ and APF and antimicrobial activity on Mutans streptococci. *J Clinical Pediatric Dentistry*. 2006;30(3):239-45.
- [24] Shashikiran ND, Subbareddy VV, Patil RU. Periodontal referral. *Malaysian Dental Journal*. 2007;28(1)38-40.
- [25] Shashikiran ND, Subbareddy VV, Patil RU. Minimal Intervention – Part I A review of new concept in caries management. *J International College of Dentists*. 2004;50(5):15-21.

PARTICULARS OF CONTRIBUTORS:

1. Professor and Head, Department of Paedodontics, STES Sinhgad Dental College and Hospital, Vadgaon, Pune, Maharashtra, India.
2. Postgraduate Student, Department of Paedodontics, Rishiraj College of Dental Sciences, Bhopal, Madhya Pradesh, India.
3. Professor and Head, Department of Paedodontics, Rishiraj College of Dental Sciences, Bhopal, Madhya Pradesh, India.
4. Reader, Department of Paedodontics, College of Dental Sciences, Davangere, Karnataka, India.
5. Assistant Professor, Department of Public Health Dentistry, Peoples Dental Academy, Bhopal, Madhya Pradesh, India.

NAME, ADDRESS, E-MAIL ID OF THE CORRESPONDING AUTHOR:

Dr. Raju Umaji Patil,
Professor and Head, Department of Paedodontics,
STES Sinhgad Dental College and Hospital, Vadgaon, Pune, Maharashtra, India.
E-mail: rupert13@yahoo.com

Date of Submission: **Jun 24, 2016**Date of Peer Review: **Aug 02, 2016**Date of Acceptance: **Sep 17, 2016**Date of Publishing: **Dec 01, 2016****FINANCIAL OR OTHER COMPETING INTERESTS:** None.